









RD KESMMINE 12,0 km

▷						
1	41		×			
2	54					
3	53					
4	42				○	
5	44				<	
6	52					
7	40	▲	1,0	♂		
8	50	▲	1,0	♀		
9	55					
10	49				<	
11	37	•				
12	34	•			⊙	
13	31	∨			Q	
14	39	•			Q	
○		360 m		○		